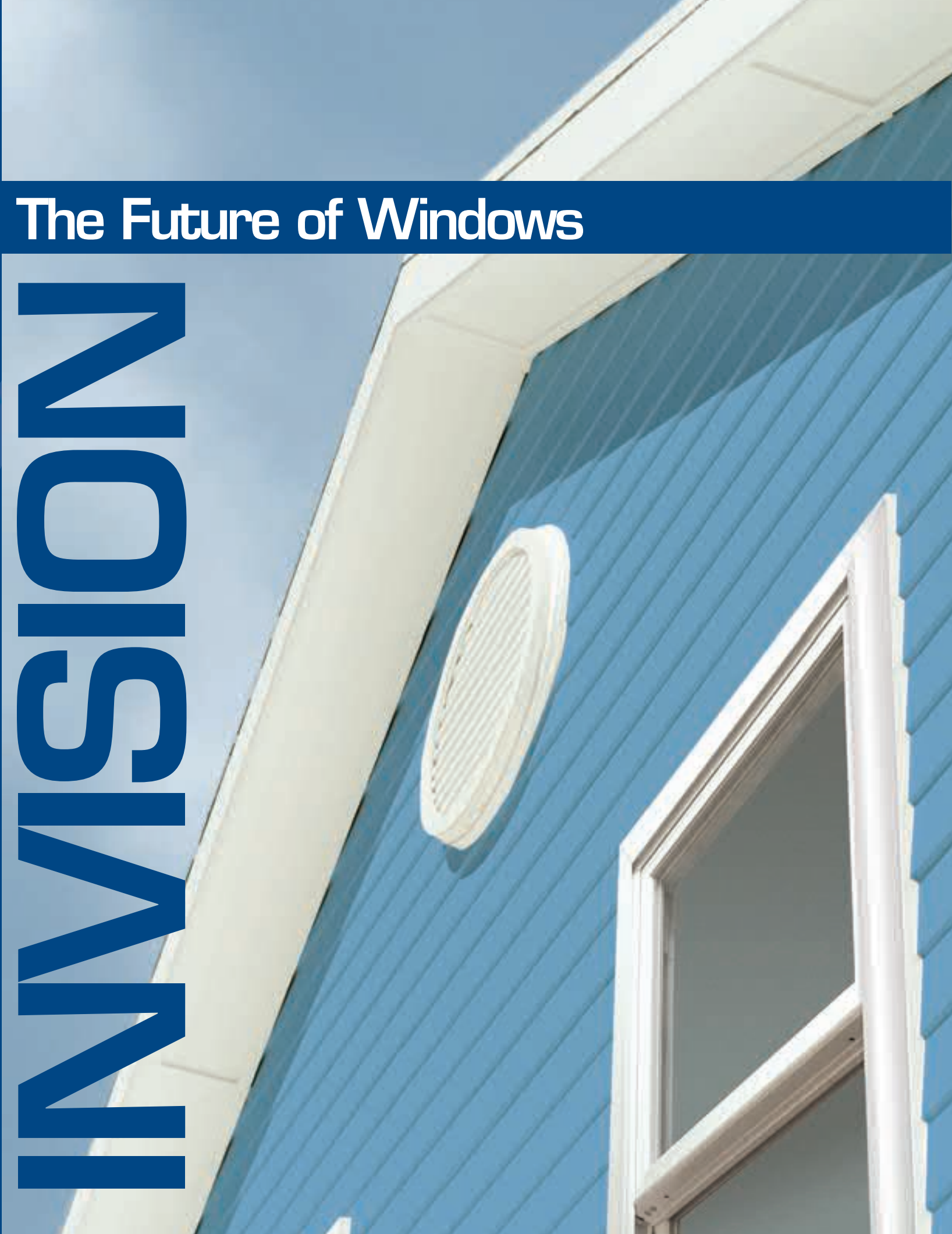


The Future of Windows

INVISION





INVISION®...THE FUTURE OF WINDOWS

Your home...it reflects who you are. It is a statement...an expression of you. For the discriminating homeowner that values the finest quality products, Accu-Weld introduces the INVISION line of residential vinyl windows. INVISION windows are the most technologically advanced in the market, combining the latest innovations to create a window that is not only exceedingly beautiful, but that surpasses the highest performance and quality standards. You value your home, and only the finest windows will do.

INVISION®...THE FUTURE OF WINDOWS



Double Hung



Picture Window



2-Lite Slider



Casement



Awning



Bay




Bow



Technology

INVISION windows incorporate the latest technological advances in the industry. One of the most unique features of the INVISION line of windows is Sashlite's insulating glass technology. This technology, which recently won the industry's highest award, integrates the spacer directly into the sash profile. By eliminating the traditional spacer bar and crafting the window to form a single, solid unit, INVISION windows are stronger, more durable, and provide the highest warm-edge protection, energy efficiency, and condensation resistance available today.



*Exclusive Adjustable
Constant Force
Balance System*



Corner Section



*Cutting Edge Sashlite
Glazing Technology*



Beauty

INVISION windows by Accu-Weld are not only the highest performing windows on the market...they're also the most beautiful. Because INVISION windows are crafted to form a solid, single unit, there are no unsightly spacers to ruin the appearance of the window. The result is a window that has color continuity throughout, making the glass appear as if it's floating on air. The integrated spacer design also creates a perfect viewing perimeter, unlike conventional windows which are often misaligned and marred by imperfections.



Pleasing Beveled Exterior Frame



One Piece Seamless Sill




*Contoured Sash Profile
(meeting rail view)*




Value

The breakthrough technologies incorporated into each INVISION window results in a window that is not only beautiful, but that exceeds the highest performance standards in the industry. High performing windows translate to quality, durability, and a maximum return on your window investment.


- Because INVISION windows have the highest warm-edge ratings on the market and offer the maximum efficiency, you will be able to reduce your home energy costs.
- The structural strength and durability of INVISION windows means that your windows will last a long time.
- Premium windows increase the value of your home.



U-Factor



Solar Heat Gain



Visible Transmittance

INVISION

Testing

Multiple sets passed CBA testing at ATI

Sealant technology —

- Patent pending HMMC technology

Volatile and water capturing technology —

- RT Moisture curing technology

Vinyl volatility —

- Passes independent testing.
- American fog test (ASTM E1887).
- Passes independent Canadian fog test.
- Canadian 12.8 standard

Thermal expansion and contraction of the vinyl compared to glass —

- Sealant testing for joint expansion and contraction (ATSM C719).
- Testing sashes through E773/E774

Vinyl permeability —

- ASTM E773/E774 (high humidity/accelerated weathering).
- P1 (140°F, UV light, 100% RH).
- High humidity chamber(140°F, 100% RH)

Fully Fusion Welded Strength

The mainframe and the sashes of the Invision Series 6500 are fully fusion welded. This process creates a “unibody” construction making them extremely strong and durable.

Easy to Maintain

The Invision Series 6500 will never need painting, will not corrode, rust or peel. The easy “tilt-in” feature of the double hung windows makes it effortless to clean.

Superior Glass Advantages

Our double strength, double pane insulated glass using the Sashlite® Spacer System has superior thermal performance... combined with the optional SOLARBAN®60 makes this unit a leader in energy efficiency.

Guaranteed for Life

All the windows in the Invision Series 6500 line are covered by a non-prorated, transferable lifetime warranty.

Decorative Grids

Select from options that include Colonial and Euro Grid. The grids are placed between the glass for easy cleaning.

Energy Star Rated

The Invision Series 6500 High Performance Windows have qualified to be an Energy Star Partner. This national qualification program meets strict testing for thermal performance and structural integrity.

Real Decorative Art Glass

Our innovative “stained glass look” is custom installed between the glass. The casing is brass plated aluminum and available in 6 decorative colors. For ease of ordering there are standard configurations designed for all the window and door styles.

Accu-Weld NFRC/Thermal and AAMA Test Summary

All models include Dual Pane, Solarban®60 with Argon/Krypton Gas.

Window Model	U-Factor	Solar Heat Gain Coefficient	Visible Transmittance
Intercept 2300/2400 Double Hung	0.32	0.33	0.46
Invision 6500 Double Hung-No Foam	0.29	0.25	0.45
Invision 6500 Double Hung-Foam Filled	0.27	0.25	0.45

Intercept 2100 Slider	0.31	0.39	0.47
Invision 6500 Slider	0.27	0.25	0.45

Intercept 2100 Picture Window	0.28	0.34	0.63
Invision 6500 Picture Window	0.27	0.26	0.46

Color Options • Approximate



Optional Sandtone

Ivory

Window Styles

Double Hung




Picture

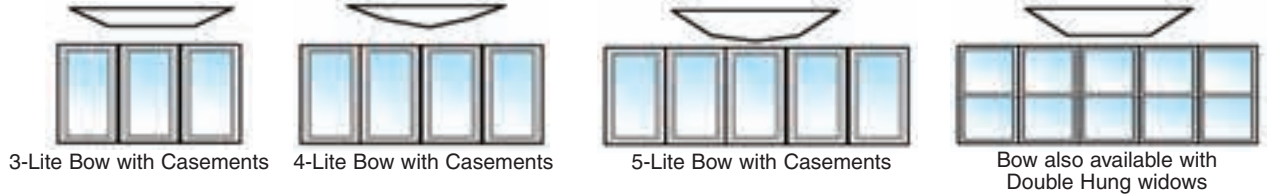


Picture

Slider



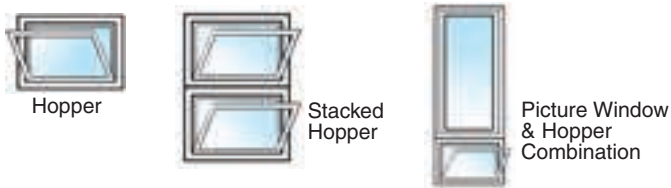
Bow



Awning



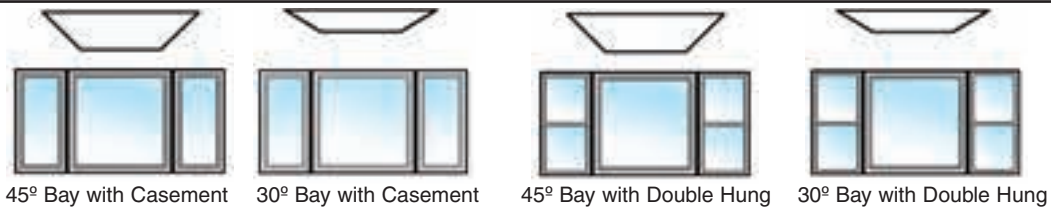
Hopper



Casement



Bay



Glass Technology
S I N C E 1 8 8 3



SOLARBAN®60
SOLAR CONTROL LOW-E GLASS



H. B. Fuller Company Global Window Industry





Accu-Weld LLC.
1211 Ford Road
Bensalem, PA 19020
p. 215-245-6050
p. 800-782-6347
f. 215-245-5572
www.accuweld.com

 Accu-Weld^{LLC}
REPLACEMENT WINDOW & DOOR Co.